

National Funding Summary Guide

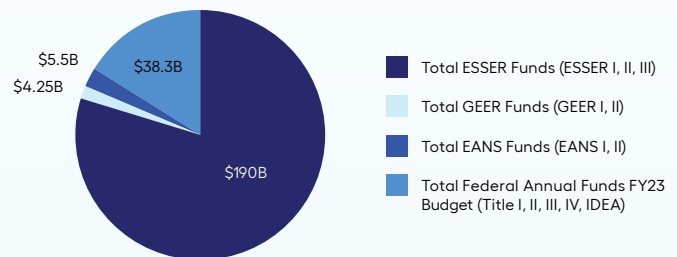
Emergency Relief and Annual Federal Program Funds

Funding Summary

\$238.3 billion

The nation continues to be well positioned to support critical PreK–12 education needs through the emergency relief funds provided under the CARES, CRRSA and ARP Acts, supplementing the U.S. Department of Education (USED) annual formula federal funds for fiscal year 2023.

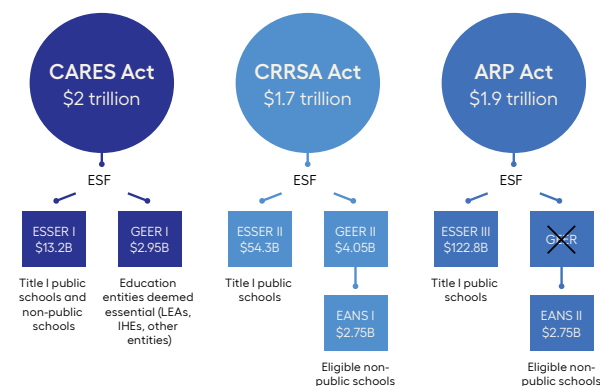
Federal Funding Summary (by awarded amounts)



Emergency Relief Funds

\$200 billion

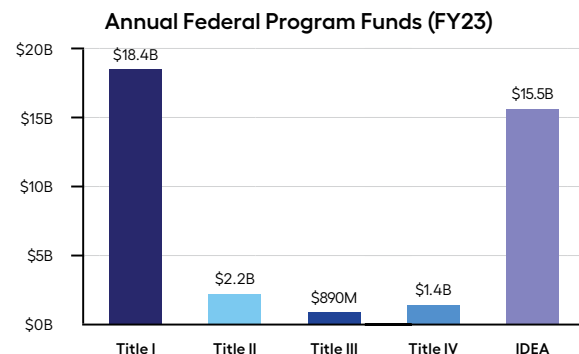
As part of the three emergency relief packages, the USED provided relief funding under its Education Stabilization Fund (ESF). Each act was structured to provide relief funding through the following programs: Elementary and Secondary School Emergency Relief Funds (ESSER I, II, III), Governors Emergency Education Fund (GEER I, GEER II), and the Emergency Assistance for Non-public Schools (EANS I, EANS II). Optimize the never-before-seen federal funding to benefit your school communities now through 2024.



Annual Federal Program Funds

\$38.3 billion

The federal government provides funding to all states on an annual basis through complex formulas determined by Congress. On average, the federal government contributes approximately 9% of the elementary and secondary education funds received per school year. The Fiscal Year (FY) 2023 USED budget provides a total of \$79.6B in discretionary appropriations providing \$45B for K-12 education. The most common federal funds (Title I, II, III, IV and IDEA) are used towards Imagine Learning's qualified programs.



Emergency Relief Funds

The [CARES Act](#), [CRRSA Act](#), and [ARP Act](#) are aiding PreK-12 education with one-time, flexible emergency relief funds for eligible public and non-public schools.

Total Education Stabilization Funds (ESF): \$200 billion awarded

CARES Act

\$16 billion awarded

ESSER I

99.1% Spent

\$120M remaining

GEER I

95.5% Spent

\$129.8M remaining

CRRSA Act

\$57 billion awarded

ESSER II

66.8% Spent

\$17.5B remaining

GEER II

43.0% Spent

\$730.4M remaining

EANS I

56.5% Spent

\$1.1B remaining

ARP Act

\$125 billion awarded

ESSER III

26.2% Spent

\$87.7B remaining

EANS II

8.2% Spent

\$2.4B remaining

Source: ESF Grant Portal (February 2023)

Top Five Trends for ARP ESSER III Funds

#1 ACCELERATING LEARNING

Students returned from the pandemic with learning an average of 4 months behind in reading and 5 months behind in math. Educators' number one priority is helping students recover learning and move towards grade-level achievement.

#2 SOCIAL AND EMOTIONAL LEARNING

Educators are widely concerned about the mental, social, emotional, and physical well-being of students, teachers, and families. Addressing the entire community with empathy and humanity is critical both to student and teacher wellness, as well as academic success.

#3 FAMILY, STUDENT, AND COMMUNITY ENGAGEMENT

Hybrid learning highlighted how essential the school-home connection is to student success. Prioritizing community and family engagement should remain a top priority to support ongoing student achievement and stronger school-family collaborations.

#4 CONNECTIVITY AND BROADBAND

The pandemic highlighted and exacerbated inequities in access to technology and connectivity across the United States. ARP ESSER III funds are being used towards purchasing educational technology (including hardware, software, and connectivity).

#5 EDUCATOR RETENTION AND ADDRESSING TEACHER SHORTAGES

Difficulties teaching during the pandemic and general burnout has made it difficult for districts to keep quality educators on staff. Retaining educators has, therefore, emerged as a new spending priority.

Funding Education Needs

ALLOWABLE USES

The Emergency Relief Funds have a broad range of allowable uses to help school communities in areas such as:

- Personnel
- Safety
- Supplies
- Hunger
- Distance Learning
- Connectivity
- Family Services
- Mental Health/Social Emotional Learning (SEL)
- Professional Development
- Summer School, After-School
- Software Purchases
- Devices
- Instructional Plans
- School Facilities
- Air Quality
- Learning Loss
- Curriculum Development

STUDENT PRIORITIES

Imagine Learning helps underrepresented student subgroups disproportionately impacted by COVID-19 through our evidence-based solutions to create equitable pathways for each student.

- Students of Color
- Students with Special Needs
- English Learners
- Migrant Students
- At-Risk Students

Independent research and rigorous studies illuminate how our programs improve student learning. Learn more [here](#).

ESSER Reminders

A few reminders for State Education Agencies (SEAs), Local Education Agencies (LEAs) and schools to consider when using the ESSER I, II and III funds towards purchases:

- No Supplement-not-Supplant Rules
- No Title I (Part A) or ESSA Requirements
- Any School is Eligible to Receive Funds from LEAs
- Combine any of the ESSER Funds (I, II, III) towards Purchases
- Multi-year Contracts Permissible
- Deadlines to Obligate Funds are Coming Soon!

Annual Federal Programs

Explore some of the most common funds used to support Imagine Learning's solutions.

Program	Program Snapshot	FY23 Budget (rounded)	FY22 Enacted (rounded)	FY23 vs. FY22 (+/-) (rounded)
Title I-A	Economically Disadvantaged	\$18.4B	\$17.5B	+ \$900M
Title II-A	Professional Development	\$2.2B	\$2.1B	+ \$100M
Title III-A	English / Multilingual Language Learners	\$890M	\$797.4M	+ \$92.6M
Title IV-A	Student Support and Academic Enrichment	\$1.4B	\$1.2B	+ \$200M
IDEA	Special Education and Students with Disabilities	\$15.5B	\$12.9B	+ \$2.6B

For more information on annual federal formula grants for FY23, [click here](#).

Sources: Consolidated Appropriations Act, 2023 – [click here](#). USED FY23 Budget Summary – [click here](#).

FY23 USED Budget Highlights

Learn more about the significant investments highlighted in the FY23 Budget.

\$18.4B

Investments in schools
with high-poverty rates

\$300M+

Prioritizes SEL and
well-being of students

\$15.5B

Increases support
for children with
disabilities

\$150M

Expands support for
full-service community
schools

\$1B+

Invests towards
STEM and Computer
Science programs and
activities

\$890M+

Supports multi-
language learners

\$215M

Provides resources for
rural school districts


How can Imagine Learning solutions help meet your school community needs with funding?

Our evidence-based solutions qualify for many key PreK-12 federal funding programs:

Imagine Learning		Emergency Relief Funds			Federal Annual Formula Funds				
Program	Curriculum Type	ARP Act ESSER III EANS II	CRRSA Act ESSER II GEER II EANS I	CARES Act ESSER I GEER I	Title I Part A	Title II	Title III	Title IV Part A	IDEA
Imagine Learning Guidebooks	Core Literacy	✓	✓	✓		✓		✓	✓
Imagine Learning EL Education	Core Literacy	✓	✓	✓		✓		✓	✓
Imagine Learning Illustrative Mathematics	Core Math	✓	✓	✓		✓		✓	✓
Imagine Twig Science	Core Science	✓	✓	✓		✓		✓	✓
Imagine Edgenuity	Courseware	✓	✓	✓	✓	✓	✓	✓	✓
Imagine Odysseyware	Courseware	✓	✓	✓	✓	✓	✓	✓	✓
Imagine Language & Literacy	Supplemental Literacy	✓	✓	✓	✓	✓	✓	✓	✓
Imagine Español	Supplemental Literacy	✓	✓	✓	✓	✓	✓	✓	✓
Imagine Reading	Supplemental Literacy	✓	✓	✓	✓	✓	✓	✓	✓
Imagine Lectura	Supplemental Literacy	✓	✓	✓	✓	✓	✓	✓	✓
Imagine Math	Supplemental Math	✓	✓	✓	✓	✓	✓	✓	✓
Imagine Math Facts	Supplemental Math	✓	✓	✓	✓	✓		✓	
Imagine Robotify	Supplemental STEM	✓	✓	✓	✓	✓		✓	
Imagine MyPath	Supplemental Reading + Math	✓	✓	✓	✓	✓	✓	✓	✓
Imagine Purpose	Supplemental SEL	✓	✓	✓	✓	✓	✓	✓	✓
Imagine Galileo	Assessment	✓	✓	✓	✓	✓	✓	✓	✓
Imagine Instructional Services	Instructional Services	✓	✓	✓	✓	✓	✓	✓	✓

Find out more about how our evidence-based programs meet your federal, state, and emergency relief funding requirements.

Start Today

 **imagine learning** imaginelearning.com/funding
877-725-4257 • solutions@imaginelearning.com

For a digital copy of this brochure, please visit imaginelearning.com/funding

1043191368 2301